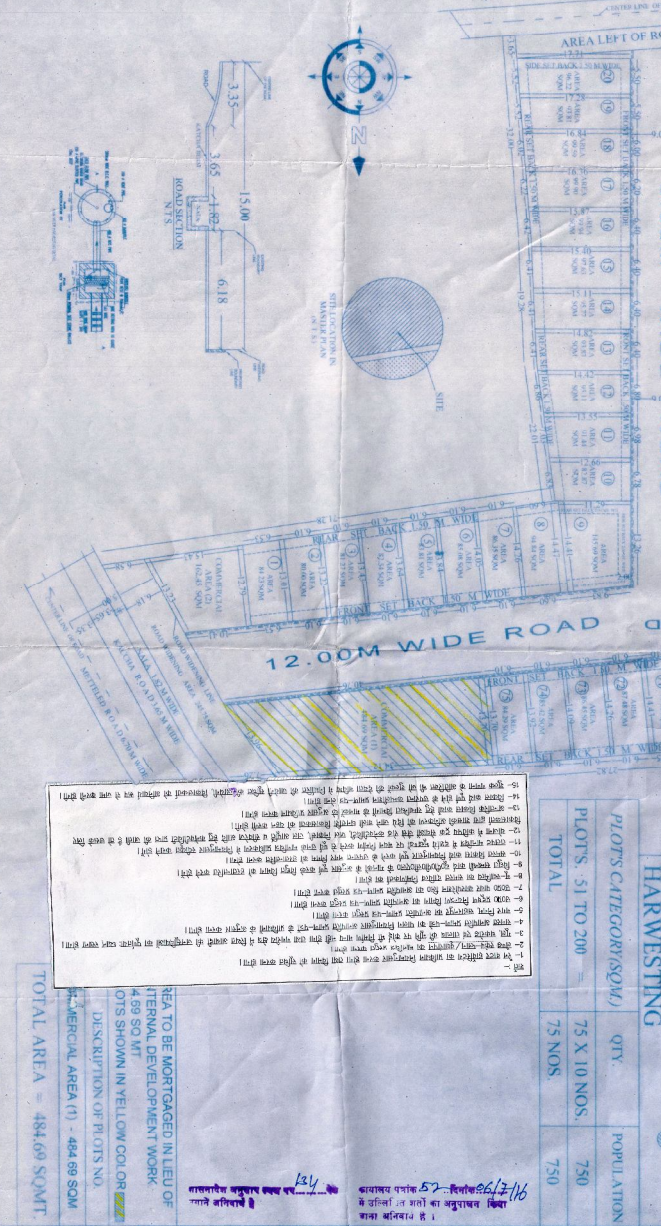
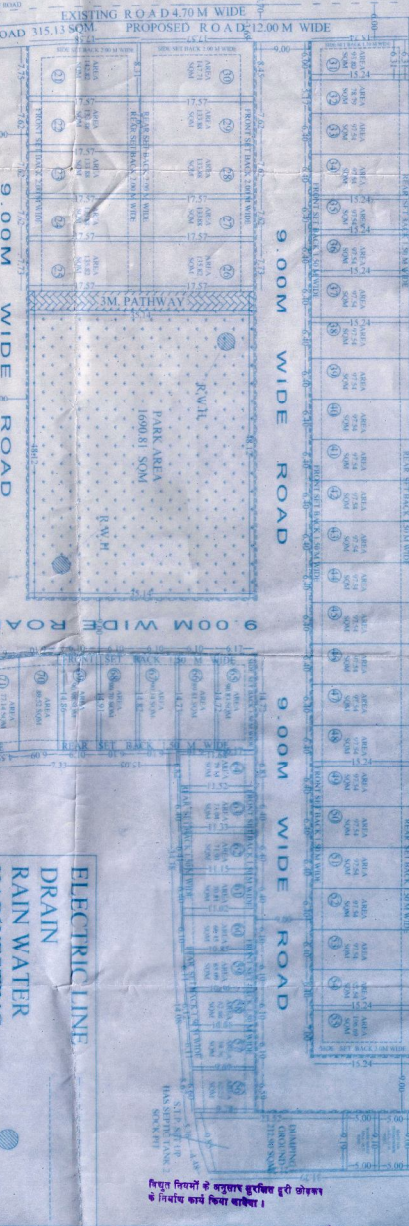
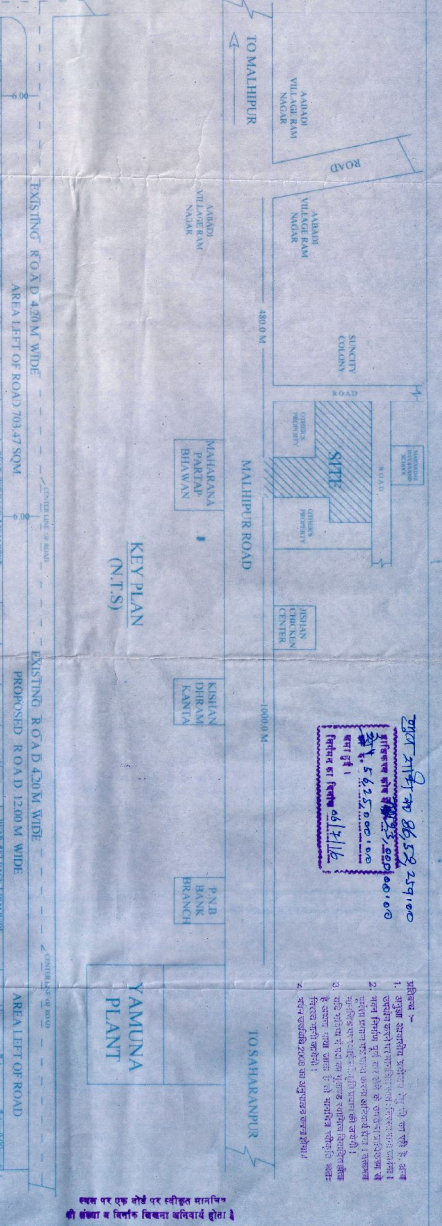


DESCRIPTION OF PLOTS NO.

P.N.	AREA OF PLOTS S.B.	R.S.B.	S.S.B.
1.	84.23 SQM.	1.5 M.	1.5 M.
2.	80.00 SQM.	1.5 M.	1.5 M.
3.	81.27 SQM.	1.5 M.	1.5 M.
4.	82.54 SQM.	1.5 M.	1.5 M.
5.	83.81 SQM.	1.5 M.	1.5 M.
6.	85.08 SQM.	1.5 M.	1.5 M.
7.	86.35 SQM.	1.5 M.	1.5 M.
8.	94.84 SQM.	1.5 M.	2 M.
9.	145.69 SQM.	2 M.	2 M.
10.	82.87 SQM.	1.5 M.	1.5 M.
11.	91.44 SQM.	1.5 M.	1.5 M.
12.	95.11 SQM.	1.5 M.	1.5 M.
13.	93.83 SQM.	1.5 M.	1.5 M.
14.	95.77 SQM.	1.5 M.	1.5 M.
15.	92.63 SQM.	1.5 M.	1.5 M.
16.	99.94 SQM.	1.5 M.	1.5 M.
17.	99.90 SQM.	1.5 M.	1.5 M.
18.	99.59 SQM.	1.5 M.	1.5 M.
19.	93.81 SQM.	1.5 M.	1.5 M.
20.	96.22 SQM.	1.5 M.	1.5 M.
21.	142.82 SQM.	2 M.	2 M.
22.	133.88 SQM.	2 M.	2 M.
23.	133.88 SQM.	2 M.	2 M.
24.	133.88 SQM.	2 M.	2 M.
25.	135.82 SQM.	2 M.	2 M.
26.	133.82 SQM.	2 M.	2 M.
27.	133.88 SQM.	2 M.	2 M.
28.	133.88 SQM.	2 M.	2 M.
29.	133.88 SQM.	2 M.	2 M.
30.	147.71 SQM.	2 M.	2 M.
31.	93.80 SQM.	1.5 M.	1.5 M.
32.	78.79 SQM.	1.5 M.	1.5 M.
33.	97.54 SQM.	1.5 M.	1.5 M.
34.	97.54 SQM.	1.5 M.	1.5 M.
35.	97.54 SQM.	1.5 M.	1.5 M.
36.	97.54 SQM.	1.5 M.	1.5 M.
37.	97.54 SQM.	1.5 M.	1.5 M.
38.	97.54 SQM.	1.5 M.	1.5 M.
39.	97.54 SQM.	1.5 M.	1.5 M.
40.	97.54 SQM.	1.5 M.	1.5 M.
41.	97.54 SQM.	1.5 M.	1.5 M.
42.	97.54 SQM.	1.5 M.	1.5 M.
43.	97.54 SQM.	1.5 M.	1.5 M.
44.	97.54 SQM.	1.5 M.	1.5 M.
45.	97.54 SQM.	1.5 M.	1.5 M.
46.	97.54 SQM.	1.5 M.	1.5 M.
47.	97.54 SQM.	1.5 M.	1.5 M.
48.	97.54 SQM.	1.5 M.	1.5 M.
49.	97.54 SQM.	1.5 M.	1.5 M.
50.	97.54 SQM.	1.5 M.	1.5 M.
51.	97.54 SQM.	1.5 M.	1.5 M.
52.	97.54 SQM.	1.5 M.	1.5 M.
53.	97.54 SQM.	1.5 M.	1.5 M.
54.	97.54 SQM.	1.5 M.	1.5 M.
55.	106.69 SQM.	1.5 M.	1.5 M.
56.	62.23 SQM.	1.5 M.	2 M.
57.	39.76 SQM.	2 M.	2 M.
58.	62.46 SQM.	2 M.	2 M.
59.	65.09 SQM.	2 M.	2 M.
60.	66.45 SQM.	1.5 M.	1.5 M.
61.	70.81 SQM.	1.5 M.	1.5 M.
62.	71.93 SQM.	1.5 M.	1.5 M.
63.	73.04 SQM.	1.5 M.	1.5 M.
64.	73.14 SQM.	1.5 M.	1.5 M.
65.	90.83 SQM.	1.5 M.	1.5 M.
66.	89.81 SQM.	1.5 M.	1.5 M.
67.	90.14 SQM.	1.5 M.	1.5 M.
68.	90.78 SQM.	1.5 M.	1.5 M.
69.	90.98 SQM.	1.5 M.	1.5 M.
70.	89.32 SQM.	1.5 M.	1.5 M.
71.	77.14 SQM.	1.5 M.	1.5 M.
72.	87.48 SQM.	1.5 M.	1.5 M.
73.	86.45 SQM.	1.5 M.	1.5 M.
74.	85.42 SQM.	1.5 M.	1.5 M.
75.	84.29 SQM.	1.5 M.	1.5 M.



25th Feb 2016
 5632500000000
 8653250000

ELECTRIC LINE DRAIN RAIN WATER HARVESTING

PLOTS CATEGORIES

PLOTS - S1 TO 200	QTY	POPULATION
75 X 10 NOS.	750	
TOTAL	750	

YAMUNA PLANT

...

...

SPACE FOR OFFICE USE

DRG. NO. L-37/MAR-2016/1359-2014

LAYOUT PLAN FOR PROPOSED RESIDENTIAL COLONY BY THE NAME OF "STAR ENCLAVE"

SITTING AT - FOLLOWING KHASRA NOS. 295/1 VILAGE DARGAHPUR, MALHIIPUR ROAD, NEAR SINCERY IN 0700 KM(C) KHASRA-01.7 (NO) PARAGVA, DISTT. SAHARANPUR

BEHOLDING TO :-

S.NO	OWNER'S NAME	SIGNATURE
1	SRI SAKSHI KASHI AND SRI DEEPA SINGH	Sakshi Kashyap
2	SRI SURESH KASHI AND SRI SURESH SINGH	Suresh Kashyap
3	SRI SURESH KASHI AND SRI SURESH SINGH	Suresh Kashyap
4	SRI SURESH KASHI AND SRI SURESH SINGH	Suresh Kashyap
5	SRI SURESH KASHI AND SRI SURESH SINGH	Suresh Kashyap
6	SRI SURESH KASHI AND SRI SURESH SINGH	Suresh Kashyap
7	SRI SURESH KASHI AND SRI SURESH SINGH	Suresh Kashyap
8	SRI SURESH KASHI AND SRI SURESH SINGH	Suresh Kashyap
9	SRI SURESH KASHI AND SRI SURESH SINGH	Suresh Kashyap
10	SRI SURESH KASHI AND SRI SURESH SINGH	Suresh Kashyap
11	SRI SURESH KASHI AND SRI SURESH SINGH	Suresh Kashyap
12	SRI SURESH KASHI AND SRI SURESH SINGH	Suresh Kashyap
13	SRI SURESH KASHI AND SRI SURESH SINGH	Suresh Kashyap
14	SRI SURESH KASHI AND SRI SURESH SINGH	Suresh Kashyap
15	SRI SURESH KASHI AND SRI SURESH SINGH	Suresh Kashyap
16	SRI SURESH KASHI AND SRI SURESH SINGH	Suresh Kashyap
17	SRI SURESH KASHI AND SRI SURESH SINGH	Suresh Kashyap
18	SRI SURESH KASHI AND SRI SURESH SINGH	Suresh Kashyap
19	SRI SURESH KASHI AND SRI SURESH SINGH	Suresh Kashyap
20	SRI SURESH KASHI AND SRI SURESH SINGH	Suresh Kashyap

SCHEDULE OF AREA

TOTAL LAND AREA AS PER SITE	13522.85 SQM
AREA LEFT FOR ROAD WIDENING	60045.75 SQM
NET LAND AREA	17078.10 SQM
TOTAL LAND AREA AS PER PAPERS	13580.00 SQM
SCHEDULE OF AREA	SQMT %
COMMERCIAL AREA	0647.14 SQM (4.95%)
OPEN PARK AREA	1690.81 SQM
DUNNING GROUND AREA	0212.90 SQM
AREA FOR WATER HOUSE	045.24 SQM
AREA FOR ELECTRICITY DEPARTMENT	1994.66 SQM (15.25%)
TOTAL	7234.17 SQM (55.32%)
AREA UNDER ROADS	3202.13 SQM (24.48%)

Signature Of Architect :-

...

M/S. MANNETT SINGH BAJAJ & ASSOCIATES

ARCHITECTS ENGINEERS PLANNERS & VALUERS

SOPHIA MARKET COLLEGE ROAD, SAHARANPUR-247001

TEL NO. 0132-2734396/098791-06906, 098791-23300

COMPORATE OFFICE :-

B-31, SECTOR-44, NOIDA-201501 (UTTAR PRADESH)